



Grayshott CE Primary Results 2023-2024

Early Years Foundation Stage (EYFS)

Item	Grayshott Church of England Controlled Primary School (3067)		Local Authority - Hampshire	
	Value		Value	Gap
Good Level of Development ●	76.7%	<div><div></div></div>	71.9%	+4.8%
Average no. ELGs at expected	16.1	<div><div></div></div>	14.9	+1.2
All Goals, Exp+	76.7%	<div><div></div></div>	71.0%	+5.7%

Year 1 Phonics

















Estab. No.	Estab. Name	Indicator	Average of Years	Values (& YoY* vs Self)			Values Trend
				2022	2023	2024	
-	Local Authority - Hampshire	Cohort	14998	15,393 -	14,999 -394	14,602 -397	
		WA	78.7%	75.4% -	79.7% +4.3%	81.0% +1.3%	<div><div></div></div>
		APS	0.3	32.3 -	33.4 +1.1	33.7 +0.3	<div><div></div></div>
3067	Grayshott Church of England Controlled Primary School	Cohort	30	29 -	30 +1	30 0	
		WA	86.5%	86.2% -	86.7% +0.5%	86.7% 0.0%	<div><div></div></div>
		APS	0.3	35.1 -	34.5 -0.6	34.3 -0.2	<div><div></div></div>

Multiplication Times Tables Check (Year 4)

Estab. No.	Estab. Name	Cohort	Eligible ¹	Score						Average Score ³ (out of 25)
				No Score ²	0-5	6-10	11-15	16-20	21-25	
-	Local Authority - Hampshire	15,389	15,110	3.1%	1.8%	6.2%	12.5%	18.3%	58.1%	20.1 <div><div></div></div>
3067	Grayshott Church of England Controlled Primary School	31	31	0.0%	3.2%	0.0%	6.5%	22.6%	67.7%	20.8 <div><div></div></div>

Key Stage 2 Assessments (Year 6)

ATTAINMENT & ASSESSMENTS

Subject	Level	Grayshott Church of England Controlled Primary School (3067)	Local Authority - Hampshire	
		Value	Value	Gap
Reading (test), Writing (TA)	≥EXS/Exp.Std.	57.1% 	60.0% 	-2.9%
& Maths (test)	GDS/High Score	3.6% 	8.2% 	-4.6%
Reading	≥Exp.Std.	89.3% 	74.4% 	+14.9%
	High Score	28.6% 	29.1% 	-0.5%
Writing (TA)	≥EXS	71.4% 	72.2% 	-0.8%
	GDS	10.7% 	13.8% 	-3.1%
Maths (test)	≥Exp.Std.	71.4% 	72.2% 	-0.8%
	High Score	21.4% 	21.9% 	-0.5%

Average Scaled Scores

Reading 107

Maths 103