










Grayshott CE Primary Results 2024-2025

Early Years Foundation Stage (EYFS)

Item	Grayshott Church of England Controlled Primary School (3067)		Local Authority - Hampshire		Gap
	Value		Value		
Good Level of Development 	70.0%		71.9%		-1.9%
Average no. ELGs at expected	15.1		14.8		+0.3
All Goals, Exp+	70.0%		71.2%		-1.2%
Prime Goals, Exp+	80.0%		80.1%		-0.1%

Year 1 Phonics

No.	Estab. Name	Indicator	Average of Years	2023	2024	2025
-	Local Authority - Hampshire	Cohort	14692	14,999	14,602	14,474
		WA	80.5%	79.7%	81.0%	80.8%
		APS	0.3	33.4	33.7	33.6
3067	Grayshott Church of England Controlled Primary School	Cohort	30	30	30	29
		WA	87.7%	86.7%	86.7%	89.7%
		APS	0.3	34.5	34.3	35.8

Multiplication Times Tables Check (Year 4)

Estab. No.	Estab. Name	Cohort	Eligible ¹	Score						Average Score ³ (out of 25)
				No Score ²	0-5	6-10	11-15	16-20	21-25	
-	Local Authority - Hampshire	16,148	15,837	3.3%	1.5%	5.4%	11.1%	16.6%	62.2%	20.6
3067	Grayshott Church of England Controlled Primary School	64	64	0.0%	0.0%	0.0%	3.1%	9.4%	87.5%	23.4

Key Stage 2 Assessments (Year 6)

ATTAINMENT & ASSESSMENTS

Subject	Level	Grayshott Church of England Controlled Primary School (3067)	Local Authority - Hampshire	
		Value	Value	Gap
Reading (test), Writing (TA) & Maths (test)	≥EXS/Exp.Std.	71.0%	60.8%	+10.2%
	GDS/High Score	22.6%	8.3%	+14.3%
Reading	≥Exp.Std.	80.6%	75.4%	+5.2%
	High Score	32.3%	33.7%	-1.4%
Writing (TA)	≥EXS	74.2%	71.6%	+2.6%
	GDS	22.6%	13.6%	+9.0%
Maths (test)	≥Exp.Std.	77.4%	74.0%	+3.4%
	High Score	32.3%	24.7%	+7.6%

Average Scaled Scores

	Reading	Maths
Grayshott Primary School	106.3	107
Local Authority - Hampshire	105.6	104.4