

Welcome to Purple Class 2025– 2026

Teacher: Mrs Sangar

LSAs: Mrs York and Mrs Ellis

- PE is on Mondays and Thursdays. Children will need to keep their PE kits at school at all times, unless of course it needs a wash.
- Mrs Tennant (RE) and CM Sports (PE) will be teaching the class **Thursday** mornings.
- Children will be able to change their books on **Friday**. Reading records will be checked everyday. **Children must bring their reading books and the reading records to school everyday.**

Assisting your children with their learning.

- Information about TT Rockstar times table practise will be coming home in the couple of weeks!
- Spellings- we will be revising content learnt in year 2 during this term as well as exploring new spelling patterns for year 3. These will come home every Friday.

Things to do outside of school!

Places to visit to enhance their learning of this topic:



Haslemere museum- <https://www.haslemeremuseum.co.uk/>

Gosport Gallery <https://www.visitportsmouth.co.uk/things-to-do/surviving-the-stone-age-p1792901>


The English Heritage site is excellent for additional learning on the Stone Age <http://www.english-heritage.org.uk/learn/story-of-england/prehistory/>

Maths <https://www.topmarks.co.uk/maths-games/hit-the-button>

Science- rocks and fossils <https://www.bbc.com/bitesize/topics/z9bbkqt>



Shake, Rock and





Purple Class Autumn Term 2025

Shake, Rock and Roll!

Back to the Stone Age....

Our topic of *Shake, Rock and Roll* will begin in the stone age where we learn about how different life was during this period of time. The children will learn how to make deductions from artefacts, identifying what they can tell us about other aspects of the Stone Age including farming. In addition, we will be using different books e.g. *The first Drawing*, *Stone Age Boy* and *How to wash a Wolly Mammoth* to help us enhance our knowledge of this period, using the illustrations to help us understand how people cooked, made tools and what they ate. These stories will also be used to help the children write their own version of the story, write a portal story and to write instructions.



The First Drawing- This book is set in the Stone Age with a narrative which expresses the power of art through focussing on cave paintings. The story makes strong historical links, as well as exploring the awe and wonder – and sometimes fear and apprehension – around first-time discoveries. The First Drawing will inspire children to become artists themselves and provides a wonderful context for discussing dreams and desires to do something new and different.

In the story of *Stone Age Boy*, the main character discovers some cave paintings. We will be creating our own stone age paintings as well as understanding why stone age people did them.

How to Wash a Wolly Mammoth- A little girl in a yellow mackintosh and red wellington boots offers the children a step-by-step guide to bathing a mammoth, A whimsical and quirky picture book doubling as an instruction manual for the 'mammoth' task of washing this prehistoric beast.

Other curriculum learning this term:

Maths: Number and place value, addition, subtraction, multiplication and division.

Science: Rocks and their physical properties .

RE: Trees across religions

Music: Traditional instruments and improvisation (India)

PE: Dance

Art and design: We will be creating our stone age cave paintings

PSHE: Being me in my world

Computing: Connecting computers and stop frame animations

History: Stone Age to Iron Age

Geography: Mountains and volcanoes.